


Access Guide

Benzie Building



Benzie Building

Manchester Metropolitan University
Higher Chatham Street
Manchester
M15 6ED



Proud to Promote Equality and Value Diversity

Manchester Metropolitan University is one of the UK's largest and most popular universities. We work hard to embed equality and fairness into everything we do. We are a Disability Confident Employer and the University has achieved a Gold award from the Business Disability Forum 'Disability Standard'.

Visitor safety and enjoyment is important to us. We provide accessible venues and there is accessible parking close to our buildings. There are a variety of catering options available for visitors with specific dietary requirements, and in recognition of our work around allergy awareness, we have Allergy Accreditation certification. We are able to offer hearing loop facilities in many of our lecture theatres, have accessible bedrooms in our residences and have overnight provision with a range of access options.

We hope to offer an inclusive experience for everybody and carry out reviews and risk assessments to ensure we maintain high standards. If you have any special requirements, require any particular reasonable adjustments or have any questions, please contact us and we will discuss how we can help make your visit an enjoyable one.



Travel options to Benzie

The Benzie building is located on the Manchester Campus (All Saints) and is situated just off Oxford Road, on Higher Chatham Street.

The closest railway station is Manchester Oxford Road, 0.3 miles away. Manchester Piccadilly is 0.9 miles away and Manchester Victoria is 2 miles away. Benzie is 8 miles away from Manchester Airport.

Taxis

Taxis can be pre-booked through Radio Cars, who also have wheelchair accessible taxis. Their contact number is 0161 236 8033. There are taxi ranks outside each railway station and the nearest drop off point is at Geoffrey Manton is on Rosamond Street West, off Oxford Road. Sat Nav postcode: M15 6LL

Car parking

There are disabled parking bays. These can be found on Rosamond Street West and Lower Chatham Street, as well as further dedicated bays outside the building entrance where there are four spaces available. These spaces are clearly marked and have sufficient width to allow wheelchair users to get in and out of their vehicles.

All disabled bays around Benzie are on one level smooth surface on the ground floor.




Main entrance

The front entrance of the Benzie Building includes an automatic swing door on the ground floor operated by a push button. Should you require any assistance, there is an intercom system that will alert the reception staff who can help you gain access to the building. The building is locked after hours.



The Benzie building is open from 07:00 – 20:30 during term-time and 07:00-19:00 outside of term time. Access to the building is available at all times when the building is open, which may be extended by prior arrangement.




Reception

Benzie reception is located on the ground floor directly in front of the main entrance. The desk is easily accessible for wheelchair users and remains open until the building closes each day.



Meeting and event spaces

All the meeting rooms and event spaces in Benzie are accessible for wheelchair users, and all theatres have hearing loop facilities installed. The lighting in each room can be easily adjusted using the facilities on the front desk.



All spaces in Benzie are accessible via lifts, which provide access to all floors of the building, and the oak walkways are wide enough for easy movement throughout.

Accessible toilets

There are accessible toilets on each floor and they are clearly signposted. Each accessible toilet has an emergency pull cord and fold-down rail, with a soap dispenser and sink in reach of the toilet.




Lifts

All lifts are wheelchair accessible and the controls are at a usable height. There are four sets of lifts located to the left of the main entrance, which means meeting rooms and spaces on higher floors are easy to reach. There is also audio assistance in each lift.

Catering

There is a large cafe on the ground floor, which is open and accessible. The tables are Equality Act (2010) compliant with flexible options for positioning for ease of access. The main servery area is spacious and accessible for wheelchair users, and the counters are also compliant.

The hospitality team can provide a range of dietary requirements for events and all food is labelled accordingly.


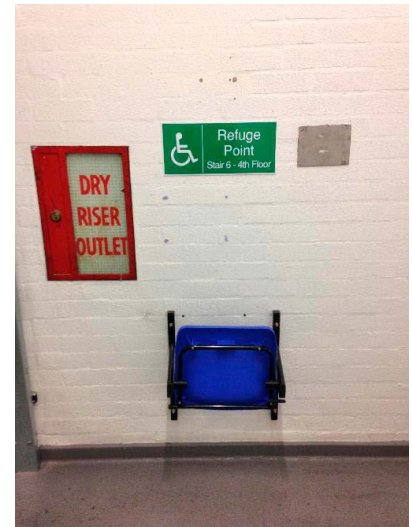


Emergency evacuation procedures

Fire evacuation procedures will be provided by the event organiser, please contact them should you require any specific information.

The stairwell in Chatham Tower, which is adjacent and linked to the Benzie building has a secure refuge point for people with access needs, and there are evacuation chairs available on alternating floors that venue staff will use to help evacuate disabled delegates. Any staff using evacuation chairs have had the appropriate training.

Speak to the event organiser prior to attending a conference or event to ensure that we have enough evacuation chairs in place. Visitors with disabilities will be asked to complete Personal Emergency Evacuation Plans in advance of their visit.





**Manchester
Metropolitan
University**